

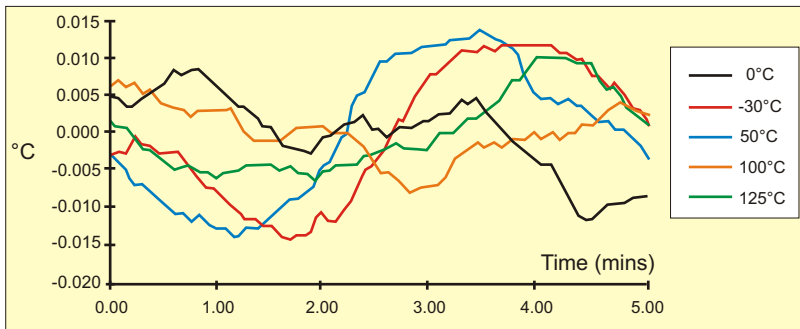
# Test Report

## B140 calibrator

Typical performance results for the important parameters of uniformity and stability. Tests were performed using a ASL F250 precision thermometer set to 0.001°C resolution, with T100-450-1 calibrated 100 ohm probes. Data was logged and results were plotted using Microsoft © Excel 5. Ambient temperature was 20°C ±2°C. See full product specification in the B140 series data sheet.



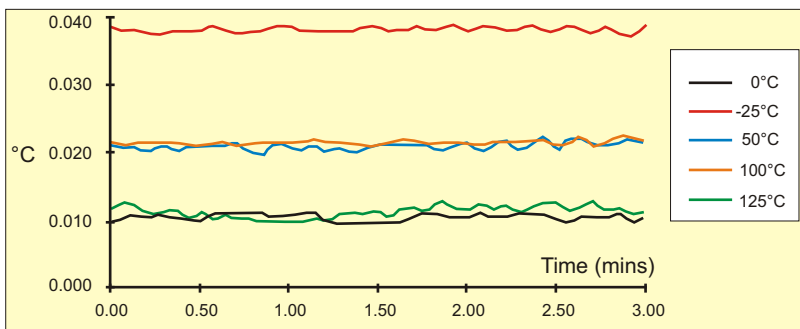
### TEMPERATURE STABILITY



### TEST METHOD

Test results were obtained using a single probe, protected with a thermal insulation tube (supplied with each B140 calibrator). At each temperature, the block was allowed to stabilise before taking measurements.

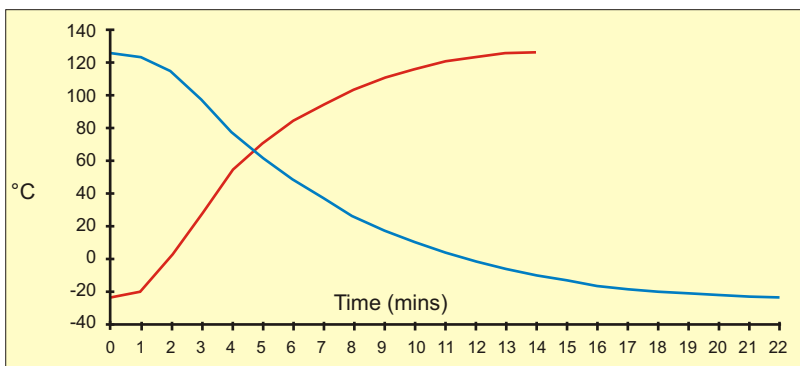
### TEMPERATURE UNIFORMITY



### TEST METHOD

Uniformity is the temperature difference between the holes of a twin-hole insert. Two calibrated probes, even at the same temperature, will show some small differences. This "offset" was removed by making two sets of measurements at each temperature with the probe positions interchanged between tests. The resulting plots show the true temperature differences between the two probes.

### HEAT UP & COOL-DOWN TIMES



### TEST METHOD

A single probe was used in a twin-hole insert. For the cool-down, temperature was set to just below -25°C. With the set-point at a lower temperature, for example -30°C, the time to -25°C would be faster.

## AUTOMATIC SYSTEMS LABORATORIES

275 King Henry's Drive, New Addington,  
Croydon, CR0 0AE, UK.

Tel: +44 (0)1689 800799

Fax: +44(0)1689 800405

email: [sales@aslltd.co.uk](mailto:sales@aslltd.co.uk)

web: [www.aslltd.co.uk](http://www.aslltd.co.uk)

